



Pre-departure Information

**Giving international
students opportunities**

Before you leave your home country



- Make sure you have given the school you are attending your correct arrival date and flight number.
- Have a dental check up as this is expensive in New Zealand.
- Have a vision test and get new glasses if needed as this is expensive in New Zealand.
- Have a medical check up and make sure that ***all immunisations*** are up to date.
- If you take prescribed medication you need to check whether you can bring it to New Zealand. You may need a prescription or letter from your doctor (in English) to prove that the drugs have been prescribed for you.
- Have enough New Zealand currency on you for about one week. We suggest \$300.00 cash for buying new things. Large amounts of money should be in a bank cheque or travellers cheque which can be used to open a bank account in the first few days of arriving.
- Some countries have regulations about how much money you can take out of the country, so please check with your local authorities.

Important Documents:

- Passport and Student Visa
- Airline Ticket
- New Zealand Passenger Arrival Card—given to you on the flight
- Contact details of the person who will collect you from the airport
- Take copies or a photograph of your Passport, Student Visa and Airline Ticket



Departure Day:

- Arrive at the airport at least 2 to 3 hours early to check in
- Ensure you know what your check in and carry on luggage allowance is.

Check in luggage is usually 20 kilograms and carry on luggage is usually 6 kilograms. This depends on the airline and the route you are taking.

- On the flight you will be handed a New Zealand Passenger Arrival Card. This must be completed in English.

If you are not sure how to complete this form you can ask the airline staff on the flight to help you.

- **DO NOT BRING ANY MEAT, PLANTS OR FRUIT INTO NEW ZEALAND. It is illegal.**

Please make sure you place any of the above in the rubbish bins at the terminal before you get to the Customs area if you do have some with you.

New Zealand Customs will remove any food you hold at the border, and this could incur a large fine.

(Please refer to the New Zealand Arrival Card)

- DO NOT bring in large amounts of pain relief or cold remedies. Immigration New Zealand and New Zealand Customs warn that these drugs are being imported for the manufacture of methamphetamines and students are being used unwittingly as couriers for this illegal activity.

NEW ZEALAND PASSENGER ARRIVAL CARD

Information collected on this form and during the arrival process is sought to administer Customs, Immigration, Biosecurity, Border Security, Health, Wildlife, Police, Fine Enforcement, Justice, Benefits, Social Service, Electoral, Inland Revenue, and Currency laws. The information is authorised by legislation and will be disclosed to agencies administering and entitled to receive it under New Zealand law. This includes for purposes of data matching between those agencies. Once collected, information may be used for statistical purposes by Statistics New Zealand.

- This Arrival Card is a legal document – false declarations can lead to penalties including confiscation of goods, fines, prosecution, imprisonment, and deportation from New Zealand.
- A separate Arrival Card must be completed for each passenger, including children.
- Please answer in English and fill in BOTH sides.
- Print in capital letters like this: **NEW ZEALAND** or mark answers like this:

1 Flight number/name of ship Aircraft seat number

Overseas port where you boarded THIS aircraft/ship

Passport number

Nationality as shown on passport

Family name

Given or first names

Date of birth day month year

Country of birth

Occupation or job

Full contact or residential address in New Zealand

Email

Mobile/phone number

2a Answer this section if you live in New Zealand. Otherwise go to 2b.

How long have you been away from New Zealand? years months days

Which country did you spend most time in while overseas?

What was the MAIN reason for your trip? business education other

Which country will you mostly live in for the next 12 months? New Zealand other

2b Answer this section if you DO NOT live in New Zealand.

How long do you intend to stay in New Zealand? Permanently or years months days

If you are not staying permanently what is your MAIN reason for coming to New Zealand?

visiting friends/relatives business holiday/vacation

conference/convention education other

In which country did you last live for 12 months or more?

State, province or prefecture Zip or postal code

Please turn over for more questions and to sign

Arriving in New Zealand



In most cases, your agent will arrange airport transfers. If this is not the case, please follow the instructions below carefully.

- After you collect your luggage and complete Immigration and Customs Clearance, you should go to the Arrival Hall.
- Please go towards Vodafone
- Look for a person holding a sign either with your name on it.

Important Websites



New Zealand Immigration

www.immigration.govt.nz

New Zealand Customs Service

www.customs.govt.nz

Ministry of Education

www.education.govt.nz

Code of Practice for International Students

www.nzqa.govt.nz

Auckland Transport

www.at.govt.nz

Click on the images below

Lake Panorama Student Homestays







School Websites



Lake Panorama Student Homestays Contact Information



**Office Hours: Monday-Friday
8.30am to 5.30pm**

-  +64 9 836 1277
Available 24 hours for emergencies
-  host@lpstudenthomestays.co.nz
-  [lakepanoramastudenthomestays](https://www.facebook.com/lakepanoramastudenthomestays)
-  [lpstudenthomestays](https://www.instagram.com/lpstudenthomestays)

www.lpstudenthomestays.co.nz

**Giving international
students opportunities**



The New Zealand government requires that all International Students must have medical and travel insurance during their study in New Zealand.

- Make sure you have insurance arranged before you leave your country. Sometimes your agent will have organised this for you or they will have asked your school to arrange your insurance, **please check**

Insurance policy must include:

- Day to Day medical expenses
- Emergency Medical assistance
- Travel and personal belongings



Currency & Bank Accounts



- For long-term students it is very important to open a new bank account in New Zealand
It is safer to put your money into a bank account

You will get an ATM Card or EFT-Pos card with your account. All cities have 24hour automatic teller machines (ATM). You can use your EFT-Pos card in shops, café and restaurants in New Zealand.

- Banks are open between 9:00am to 4:30pm, Monday to Friday.
Some banks have branches in Shopping Malls, these banks are open Saturday and Sunday.
- DO NOT carry large amounts of cash with you.

Currency of New Zealand

The New Zealand Dollar is the only currency used in New Zealand. One dollar (\$1) = 100 cents. There are several different notes and coins used.



Seasons of New Zealand



Located in the Southern Hemisphere, New Zealand's seasons are the opposite of those in the Northern Hemisphere:

Summer	December	-	February
Autumn	March	-	May
Winter	June	-	August
Spring	Spring	-	November

The New Zealand sun is very intense. It is important that you reduce the risk of sun damage by applying sunscreen with an SPF of more than 30+

To be SunSmart read the information below:

Be SunSmart

Being SunSmart is about protecting skin and eyes from damaging UV radiation – especially when outdoors from September to April.

- Slip on a shirt**
Slip on a shirt with long sleeves. Fabrics with a tighter weave and darker colours will give you better protection from the sun.
- Slip into the shade**
Slip into the shade of an umbrella or a leafy tree. Plan your outdoor activities for early or later in the day when the sun's UV levels are lower.
- Slop on sunscreen**
Slop on plenty of broad spectrum sunscreen of at least SPF 30. Apply 20 minutes before going outside and reapply every two hours and especially after being in water or sweating.
- Slap on a hat**
With a wide brim or a cap with flaps. More people are sunburnt on the face and neck than any other part of the body.
- Wrap on sunglasses**
Choose close fitting, wrap around style sunglasses. Not all sunglasses protect against UV radiation, so always check the label for sun protection rating.

sunsmart.org.nz

hpc health promotion agency
2007 | SEP 2016

For more information about being SunSmart click on the image below:



Mobile Phones



Mobile phones are important for your safety and **YOU MUST** have one with you at all times.

There are two options for payments; prepay and pay monthly.

Click on the images below for more information about mobile phone plans in New Zealand



Electricity

New Zealand uses 240 volt three phase electricity and most plugs are three pin

Many shops like Noel Leeming, Harvey Norman or The Warehouse have adapter plugs that students can purchase, so they can use their own appliances.

DO NOT try and force overseas plugs into the New Zealand power connections



Public Holidays



On the following public holidays all Schools are closed. All banks and many business are also closed.

1st & 2nd January
The last Monday in January
6th February
Late March to Mid April
25th April
The first Monday in June
The last Monday in October
25th December
26th December

New Years Day and the day after
Auckland Anniversary Day
Waitangi Day
Good Friday and Easter Monday
ANZAC Day
Queens Birthday
Labour Day
Christmas Day
Boxing Day





111

You can dial this number FREE from any phone in the case of Fire, Personal Safety, Serious Accident or other Life-Threatening situations.

The operator will ask which service you require:

- Fire
- Ambulance
- Police

You should stay calm and explain the situation carefully.

You can ask for translators if you want someone to speak to you in your language.

Remember this number should only be used in emergencies

Click on the images below for more information




Important Rules in Homestay



- **No Drinking Alcohol**
*It is **illegal** in New Zealand to sell alcohol products to anyone aged under the age of 18 years old.*
- **No Smoking**
*It is **illegal** in New Zealand to sell cigarettes or tobacco products to anyone under the age of 18 years old.*
- **No Drugs**
*Drug-taking is **illegal** in New Zealand.*
- **No Driving or Owning a Motor Vehicle**
- **No Offense Weapons**
No Firearms of any type, Knuckledusters, Batons, Crossbows & Cross bolts, Nun chucks, Throwing Stars, Fireworks, Flammable combustible nature or any substance that is classified as hazardous. Anything else that could cause harm or injury to self or others.
- **No Members of the opposite gender in bedrooms**

*Please go to our Website for more helpful information about
homestay in New Zealand*





We look forward to meeting you and welcoming you to our beautiful country.

We hope your stay here will be fun, interesting and educational.

We are here to help you so please call us if you have any questions.

The LPSH Team