



Rutherford College

**International Student
2026 Orientation Booklet**



Name: _____

Welcome to Rutherford

Welcome! We are very glad that you have come to join our school family and trust that you will make many new “Kiwi” friends and that your time at Rutherford College will be happy, exciting, and challenging. Rutherford College provides lots of opportunities for the development of skills in a wide variety of activities. Take your opportunities and build on them before you move on to a more advanced place of study or into the world of employment.

On your first day at school, we will take you through an orientation programme so you can begin to feel comfortable at Rutherford College. We will also assess your English language level. This is so that we can place you in the right classes. After your tests, we will talk to you about your subjects and we will build a timetable for you, which will have the subjects and lesson times on it. Sometimes this can be changed later if the classes are too hard.

Your time at Rutherford will be best for you if you try to speak English as much as you can and try to make friends with students who are not from your home country. The local students at Rutherford College, as well as the other international students, are friendly and will respond to your friendliness.

We strongly encourage you to view our school website <https://www.rutherford.school.nz/> Pay particular attention to the international section. It has a lot of relevant information that you may find useful including relevant policies, enrolment contract and links to websites that may be useful.

International Department Staff:

Ask any staff or students at Rutherford College but especially your International Ambassador, Tutor Teacher or the staff at the International Village.



Director, International Students

Fiona Bridges

bridgesf@rutherford.school.nz

+64 21 430648

Mrs Bridges is your emergency contact - please ring/txt her in an emergency.



International Student Dean

Lindy Cumming

cummingl@rutherford.school.nz



International Student Administrator

Rachael Mitchell

mitchellr@rutherford.school.nz

Code of Practice

Rutherford College is a certificated signatory to The Education (Pastoral Care of Tertiary and International Learners) Code of Practice 2021. We are happy to answer any questions you have about the Code. A Copy, and additional information, are available in the International Department or on the NZQA website: <https://www2.nzqa.govt.nz/tertiary/the-code/>

House System

The school is broken up into three whānau groups - Tāne Mahuta, Tama-nui-te-rā and Rūaumoko. Each whanau group has a name that is meaningful to Rutherford College and has an associated colour that is reflected on the PE shirts worn by its Year 9 and 10 members. Tutor Teachers along with two Deans provide care to students within each house. The whānau house system provides opportunities for learning relationships to exist between all age groups.

Rūaumoko (Red) God of Earthquakes, volcanoes and seasons. Auckland is a volcanic region.

Tāne Mahuta (Green) God of the forest. We are located near the Waitakere Ranges.

Tama-nui-te-rā (Yellow) God of the sun. Te Atatū means dawn.



OUR VALUES

PONO INTEGRITY
Being honest and trustworthy and making sure your actions match your words.

WHAKAUTE RESPECT
Thinking and acting in a way that shows you value yourself, others and the environment.

MANAAKITANGA RESPONSIBILITY
Taking ownership for your actions and behaviours.

KAIRANGI EXCELLENCE
Striving to become the best that you can be.

 **Rutherford College**
Tohea - To strive for personal excellence

Dates and Times 2026

Each school day has five teaching periods and a Tutor time. During Tutor time, your Tutor teacher will alert you to any important information that you need to know, or there may be an assembly in the hall. Students should be in the school grounds before 8:40am each day and ready outside their classroom by the time the bell goes for Period 1. Students who arrive late or enter their Period 1 class after the bell, must obtain a late pass from the Attendance Officer.

| Term Dates 2026 | Starts | Ends |
|------------------------|--------------------|-----------------------|
| Term 1 | Friday, 30 January | Thursday, 3 April |
| Term 2 | Monday, 20 April | Friday, 3 July |
| Term 3 | Monday, 20 July | Friday, 25 September |
| Term 4 | Monday, 12 October | Thursday, 10 December |

*The end date for Term 4 is yet to be confirmed, however, Year 11, 12 and 13 students will finish earlier in Term 4 due to NCEA external examinations being held. Year 11, 12 and 13 students are recommended to check with the International Department before booking flights home as students intending to sit NCEA examinations must be in NZ to do this or risk not gaining their qualification.

Term 1 - Some Dates to Remember

| | |
|---------------------|--|
| Friday 30 January | First day of Term 1 for international students |
| Friday 6 February | Waitangi Day – NZ public holiday |
| Tuesday 17 February | New to Rutherford family BBQ |
| Friday 20 February | Athletics Day for whole school |
| Friday 6 March | Staff Only Day |
| Friday 13 March | Fia Fia Night |
| Thursday 2 April | Last day of Term 1 |
| Friday 3 April | Good Friday – NZ public holiday |

Weekly Timetable 2026

| PERIOD | MONDAY | TUESDAY | WEDNESDAY | THURSDAY | FRIDAY |
|------------|---------------|---------------|---------------|---------------|---------------|
| 1 | 8:50 – 9:50 | 8:50 – 9:50 | 9:10 – 10:05 | 8:50 – 9:50 | 8:50 – 9:50 |
| 2 | 9:50 – 10:50 | 9:50 – 10:50 | 10:05 – 11:00 | 9:50 – 10:50 | 9:50 – 10:50 |
| Tutor Time | 10:50 – 11:10 | 10:50 – 11:10 | 11:00 – 11:20 | 10:50 – 11:10 | 10:50 – 11:10 |
| Interval | 11:10 – 11:35 | 11:10 – 11:35 | 11:20 – 11:45 | 11:10 – 11:35 | 11:10 – 11:35 |
| 3 | 11:35 – 12:35 | 11:35 – 12:35 | 11:45 – 12:40 | 11:35 – 12:35 | 11:35 – 12:35 |
| 4 | 12:35 – 1:35 | 12:35 – 1:35 | 12:40 – 1:35 | 12:35 – 1:35 | 12:35 – 1:35 |
| Lunchtime | 1:35 – 2:10 | 1:35 – 2:10 | 1:35 – 2:10 | 1:35 – 2:10 | 1:35 – 2:10 |
| 5 | 2:10 – 3:10 | 2:10 – 3:10 | 2:10 – 3:10 | 2:10 – 3:10 | 2:10 – 3:10 |

*Wednesday times may change - to be confirmed.

School Uniform

Uniform (including black leather school shoes) is required to be worn by all students attending Rutherford College. If you are studying with us for 6 months or less you may wear your own school uniform. Rutherford College uniform can be purchased from the Uniform Shoppe.
<https://theuniformshoppe.co.nz/location/the-uniform-shoppe-avondale/rutherford-college/>

Year 9-11 Uniform



Year 12-13 Senior Uniform



Technology

Rutherford College requires all students to bring their own device (cell phones are not acceptable) to school to connect to the internet and carry out classroom activities digitally. Teachers use Google Classrooms and online learning sites to engage and support students academically. All students must use the internet sensibly - you have signed our digital agreement that states this.



Wi-Fi at Rutherford College

Wireless is available throughout the school. You can connect to the wireless using the below username and password.
 Your username is: firstname.lastname
 Your password is: your school password



Rutherford School Emails

To access your school emails
<http://portal.office.com/>
 Email: your school email
 Password: your school password



Google Classroom

To access Google Classroom, first create a google account using your school email address. This can then be used to login to other platforms.
<https://account.google.com/>
 Email: your school email
 Password: your school password



School Bridge

Sign in with Google or use your school email address then request a magic link. Allow notifications.
 Add a PIN Code - select the More...option in the bottom menu then Set PIN.



My Mahi

Sign in with Google
 Allow notifications

Cell Phones

Cell phones are not allowed to be used during the school day. Your phone needs to be in your bag and turned off. Cell phones will be confiscated if they are seen - this is a NZ law.

Extra-Curricular Activities

Rutherford College has a wide range of extra-curricular activities. Please talk with your International Ambassador or ask at the International Village Reception if there is an activity you are interested in joining. You can see the full list by visiting the Rutherford College website.

<https://www.rutherford.school.nz/student-life/sport/sports-booklet>

<https://www.rutherford.school.nz/student-life/arts-culture>

Some of our activities are listed below:

| Cultural Groups – these run throughout the school year | | |
|--|--------------------|-----------------------|
| Environment Group | Library Monitors | Amnesty International |
| Debating | Model UN Assembly | Art Club |
| Philosophy Lounge | Pasifika Committee | Brain Bee |
| A Capella Group | Photography Club | Concert band |
| Anime and Manga Club | Linguistics Club | E Sports |
| Te Kotuku Kapa Haka | Chess Club | Feminist Club |
| Choir | Studio Show | Fairy Bread (LGBTQ+) |
| Animal Rights Group | Robotics Club | Indian Dance |
| International Languages Week Committee | | |

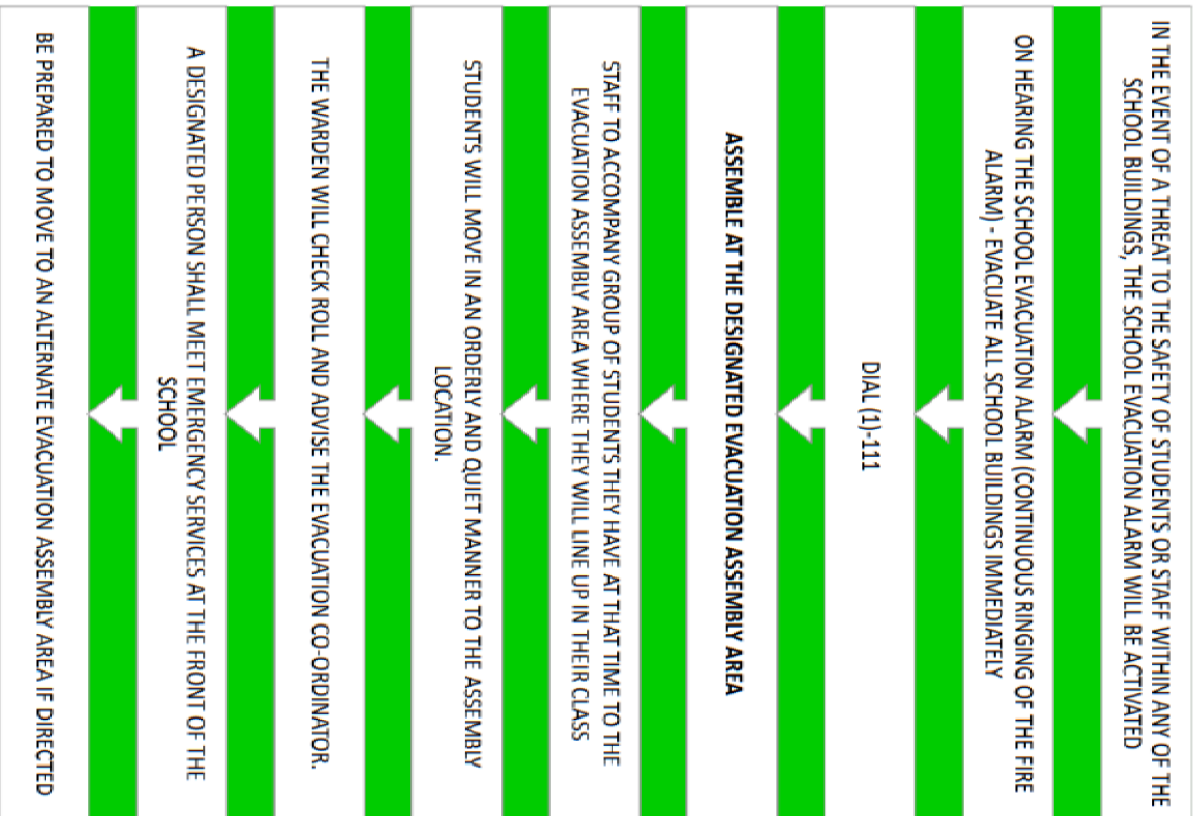
| Sport | Available | Sport | Available |
|----------------|-------------|-------------------|-------------|
| Athletics | Term 1 | Netball | Terms 2 & 3 |
| Archery | Terms 2 & 3 | Football (soccer) | Terms 2 & 3 |
| Badminton | Terms 2 & 3 | Hockey | Terms 2 & 3 |
| Basketball | Terms 2 & 3 | Rugby | Terms 2 & 3 |
| Cricket | Terms 1 & 4 | Rugby League | Terms 2 & 3 |
| Tennis | Term 1 | Softball | Terms 1 & 4 |
| Swimming | Term 1 | Squash | Terms 2 & 3 |
| Dragon Boating | Term 1 | Distance Running | Terms 2 & 3 |
| Waka Ama | Term 1 | Table Tennis | Terms 2 & 3 |
| Orienteering | Term 1 | Volleyball | Terms 3 & 4 |
| Rowing | Term 1 | Touch | Term 4 |




EVACUATION PLAN

Within School Emergency Procedures:

All schools in NZ must have emergency procedures that are practiced and used to keep staff and students safe (these are also in all rooms in the school).



LOCK DOWN



Course Progressions

A full selection of the subjects available to study at Rutherford College is available to be viewed on our website. <https://www.rutherford.school.nz/academic/curriculum>

The course books also provide insight into what the subject involves and any assessments within the course.

| COURSE PROGRESSIONS | | | | | | | |
|--|-----------------------------|----------------------|-----------------------------|-----------------------------|-----------------------------------|---|-----------------------|
| Subject | Year 9 | | Year 10 | | Year 11 | Year 12 | Year 13 * UE Approved |
| ARTS – Visual | Visual Arts | | Art | Art Design & Photography | Art Design Photography | Art * Design * Photography * | |
| | | Dance | Dance | Dance | Dance * Drama * Music * English * | Dance * Drama * Music * English * | |
| | | Drama | Drama | Drama | Drama * Music * English * | Drama * Music * English * | |
| ARTS – Performing | Music | | Music | Music | Music | Music * | |
| | | Drama | Drama | Drama | Drama * Music * English * | Drama * Music * English * | |
| | | English | English | English | English * Media Studies * | English * Media Studies * | |
| ENGLISH | English | English | English | English | English | English * | |
| ESOL | ELL | ELL | ELL | ELL | ELL | ELL / EAP | |
| LANGUAGES | Chinese | Chinese | Chinese | Chinese | Chinese | Chinese * | |
| | German | German | German | German | German | German * | |
| | Japanese | Japanese | Japanese | Japanese | Japanese | Japanese * | |
| TE AO MAORI | Te Reo Maori | Te Reo Maori | Te Reo Maori | Te Reo Maori | Te Reo Maori | Te Reo Maori * | |
| | Te Ao Maori | Te Ao Maori | Te Ao Maori | Te Ao Haka | Te Ao Haka | Te Ao Haka * | |
| | Te Ao Maori | Te Ao Maori | Te Ao Maori | Mahŋ-ŋ-Toi | Mahŋ-ŋ-Toi | Mahŋ-ŋ-Toi | |
| MATHEMATICS | Mathematics | Mathematics | Mathematics | Mathematics | Mathematics | Mathematics – Calculus * Mathematics – Statistics * | |
| HEALTH EDUCATION PHYSICAL EDUCATION | Health | Health | Health | Physical Education | Physical Education | Physical Education * | |
| | Physical Education | Physical Education | Physical Education | Physical Activity & Leisure | Physical Activity & Leisure | Physical Activity & Leisure | |
| | Sports Academy ⁴ | Sports Education | Sports Academy ⁴ | Health | Health | Health * | |
| SCIENCE | Science | Science | Science | Science | Science | Biology * Chemistry * Physics * | |
| | | | | Physical Science | Physical Science | Physics * | |
| | | | | Science Applied | General Science | General Science * | |
| SOCIAL SCIENCES | | Business Studies | Business Studies | Commerce | Accounting | Accounting * | |
| | | Financial Literacy | Financial Literacy | Geography | Economics | Economics * | |
| | | Philosophy | Philosophy | History | Geography | Geography * | |
| TECHNOLOGY | Computer Science | Computer Programming | Computer Programming | Computer Programming | Computer Programming | Digital Technology * | |
| | Digital Technology | Digital Technology | Digital Technology | Electronics | Electronics | Technology Product Design * | |
| | Fashion Design | Electronics | Electronics | Fashion Design | Fashion Design | Technology Fashion Design * | |
| PATHWAYS | Hard Materials | Graphics | Graphics | Engineering | Engineering | Engineering | |
| | | Hard Materials | Hard Materials | Building | Building | Building | |
| | | Hard Materials | Hard Materials | Engineering | Mechatronics | Mechatronics | |
| | | | Engineering | Skill Pathways | Skill Pathways | Skill Pathways | |
| | | | Early Childhood | Early Childhood | Early Childhood | Early Childhood | |
| | | | Gateway | Gateway | Gateway | Gateway | |

⁴Limited entry course with trials and additional training commitments

Attendance

You must come to school every day. This is a requirement of your student visa.

Acceptable reasons for being absent are:

- Sickness/injury
- Family death
- Dental/medical appointment
- Emergency



If you are absent from school, please ask your host family or caregiver to contact the school. If you are absent with no explanation, your caregiver will be contacted and if there is not a valid reason for your absence, your agent or parents will be informed. As attendance is a condition of your enrolment at Rutherford College, should it become a concern, the Disciplinary Policy may be invoked and enrolment terminated.

Travel

You must inform the Director of International Students, Mrs Bridges, in writing of any proposed travel out of Auckland, at least 2 weeks prior to departure. Permission will then be sought from your agent/parent(s) for this to occur. No travel out of Auckland can happen without this permission being given. No student will be permitted to travel unaccompanied out of Auckland.



Adventure Activities - Risk

There are many exciting activities and sports to try while you are in NZ, however, some may not be covered by your insurance. Before taking part in any activities where there are risks associated with them eg: all water activities (boating, surfing, canoeing etc), motorised activities, bungee jumping or activities done in the air, please check with the International Department. It is likely that we will need to get written permission from your parents and assess risk before allowing you to partake in these.

Car Ownership / Driving

International Students are not permitted to own or drive any motor vehicle. This includes cars, motorbikes or scooters. Driving in a car with anyone who does not hold a full NZ licence or anyone other than your agent, homestay parents or a school employee is also not permitted. Please discuss any need to do this with the International Department - permission may need to be obtained from your parents.

Work

Students who are over 16 and studying in Year 12 or 13 can apply for a change in condition to their visa. This will then allow them to work up to a maximum of 25 hours per week during term time. Written permission must be obtained from parents and from the school before applying to Immigration NZ, there is a cost involved in this.

<https://www.immigration.govt.nz/new-zealand-visas/preparing-a-visa-application/education-quals-study/working-on-a-student-visa>

Health and Wellbeing

Rutherford College has both nurses and school counsellors on site. Please tell the staff at the International Village if you are feeling unwell or visit the school nurse at the Health Clinic. School counsellors can be contacted via instagram - @rutherfordcounselling or emailed - counsellors@rutherford.school.nz. If you require external support, we can help you access a doctor, dentist, mental health, or any other medical appointments.

Careers and Transition

Three trained Careers Counsellors are on site during the week to assist students with information about school options, tertiary study and career opportunities. If you wish to access these services, please contact the staff at the International Village who can assist you to make an appointment.

Library and Study

The school library or Information Commons is open during the day until 4pm. It is a good place to study and there are computers available for you to use. You are also welcome to use a room at the International Village as a study space.

Canteen

The canteen sells a range of food, which is open at intervals and lunchtimes. You can pay by cash or eftpos.



Leaving the School Grounds

No students are allowed to leave the school grounds during the school day. Please see the International Department staff if you have an appointment.

International Village Facilities

The facilities within the International Village single story building are to be enjoyed by international students only. Please respect this space and those in it by talking quietly and cleaning up after yourself. Please do not leave personal belongings or food in any room. The kitchen has microwaves for your use but you should bring your own utensils. Students should enjoy the classroom areas when eating, the reception area is not for student use.

International Student Assembly

These will be held weekly during Tutor Time at the International Village. The day that this will occur will be advised.

International Student Homestay and Literacy Support

Teachers are available to support international students completing homework or give additional literacy support afterschool. The day(s) this will be held will be advised.

Homestay

If you are staying in a homestay, you will be required to read and abide by the Homestay Guidelines. We hope you enjoy your time with your kiwi family. This is part of living in another culture and part of your learning. You are expected to obey the rules of your host family and homestay. Your homestay has an orientation programme for you to complete with them also.

Phone calls / Internet

NZ's international calling code is +64 or 0064. Auckland's area code is 09. To all Auckland addresses from overseas dial 00649 or +649. In NZ calls to an 0800 number are free of charge but charges may apply to all other numbers called from a cell phone. It is a requirement to have an NZ cell phone number during your stay in case of an emergency. Sim cards can be purchased cheaply, the International Department can assist with this. The Internet is included in the cost of your homestay but please be respectful. In some homes, the internet may be switched off at bedtime. Please be aware of copyright laws and always use the internet responsibly and appropriately.

AT HOP

An Auckland Transport, AT HOP card is a reusable prepaid smart card for travel on trains, ferries and buses around Auckland. Make sure you have your card registered to gain student rates as these are cheaper. To top up your AT Hop card, you can either top up in person at a station top up machine or over the counter at an AT Hop retailer.

You can also use a credit or debit card to tag on and off public transport if you do not have a hop card. Download the AT mobile app so you can track your bus / train, receive notifications and plan your journey.



Uber / Taxis

Please check with the International Department before using these - some contracts do not allow students to travel by uber or taxis and permission may need to be obtained from your parents' prior to using these. Uber is a private transport company, which is widely used in Auckland. The Uber app can be downloaded onto your phone.

Emergency

You must always carry your host family and school contact details with you. If you need help phone your host family, agent or Mrs Bridges.

If there is an emergency, call 111 for police, ambulance or the fire service.

The NZ Police also have a non-emergency number that can be rung if it is not an emergency, call 105.

Keeping Yourself Safe

New Zealand is a relatively safe country, but we are not crime free, so it is important to keep yourself safe when you are out and about.

- Do not walk home alone at night.
- Tell your host parents when you are going out and what time you will be home.
- Be aware of people around you when using ATMs (cash machines) and make sure you hide your pin
- Do not carry large amounts of cash with you.
- When you are out and about, keep your belongings secure and close to you
- Take photos of the serial numbers and identifying features of your property. Save these to the cloud.

Sun Safety

It is important to be Sun Smart while you are in NZ. New Zealand sun has strong UV rays, which means you can get sunburnt very quickly. To avoid sunburn, make sure you wear a hat, SPF50+ sunscreen, and stay in the shade where possible. Over the summer months (December to March), the UV rays are strong even when it is cloudy so take sunscreen with you every day. www.sunsmart.org.nz (for more information).

Water Safety

Keeping safe around water is very important. Some beaches in New Zealand have big waves/surf and very strong currents(rips), which can make them dangerous to swim in. Please do not swim at any beach with big waves/surf without discussing this with the International Department first. Never swim at a surf beach unless there are surf life savers actively patrolling, then only swim between the red and yellow flags!



These beaches include Piha, Bethells, Karekare, Muriwai.

Rip currents are found at surf beaches or sometimes in rivers. A rip is a strong current of water running out to sea. These can be very dangerous to swimmers as they can sweep you out to sea quickly and easily.

If you get caught in a rip:

- Do not panic
- Do not try and swim against the rip back to shore
- Let the rip carry you out until the current subsides
- Then swim parallel to the beach for 30-40 metres before swimming back to shore.

If you get tired or become frightened, stay calm, raise your arm, call for help and wait for assistance from the surf lifesavers.

Culture Shock - Please see us if you are experiencing this - we can help!

What is culture shock?

Feelings of anxiety that a person can experience after they have moved into an entirely new environment, culture, city or country.

What does culture shock feel like?

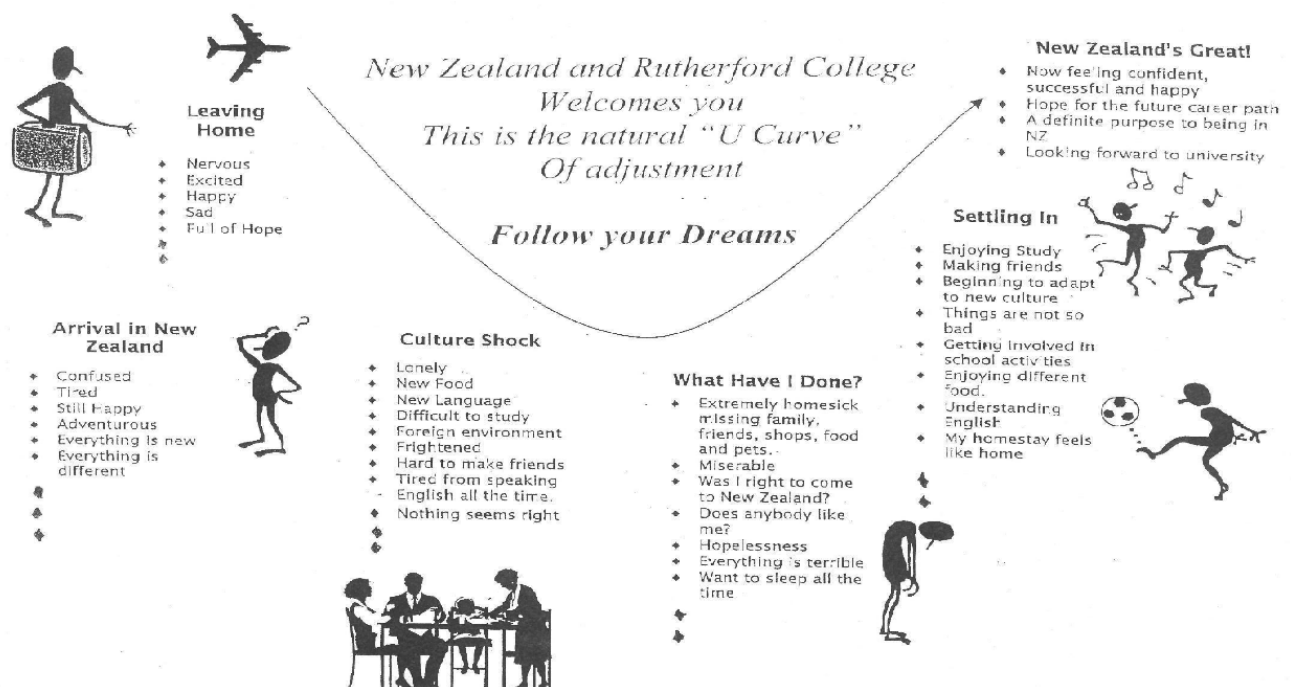
It varies for each individual, but generally a feeling that they are lacking direction, experiencing difficulties within their new environment and being uncertain about what is appropriate behaviour in their new environment.

Why does culture shock happen?

A person in a new country may begin to feel the way they lived in their own country no longer seems acceptable or normal in their new environment. These feelings can stem from frustration at being unable to understand simple tasks and not being able to communicate well in the English language.

What are the symptoms of culture shock?

- Feelings of sadness and loneliness
- Physical aches and pains
- Insomnia(sleepiness) or the desire to sleep a lot
- Feeling vulnerable or not being in control of your life
- Anger and resentment and unwillingness to interact outside of the home
- Longing for family, friends and feelings of being lost.



NZ Qualification - National Certificate of Educational Achievement - NCEA

New Zealand National Certificate of Educational Achievement (NCEA) is the main qualification for secondary school students in New Zealand. You can be confident that you can use NCEA towards future study either in NZ or another country. NCEA is awarded at three levels; 1,2 and 3. NCEA is changing in 2024 and 2025. Information directly provided to assist international students can be found on

Requirements for NCEA in 2026

- 60 credits at the Level (or above) of the qualification you are working towards
- Literacy – 10 credits from Literacy (common assessment activity attempted during the year) or from a list of specified standards
- Numeracy – 10 credits from Numeracy (common assessment activity attempted during the year) or from a list of specified standards

(You only need to meet the literacy or numeracy requirements once, and you do not need to attempt them again for other levels of NCEA. If you haven't quite finished your NCEA at the end of the year, you can still start working towards the next level.)

Requirements for New Zealand University Entrance

University Entrance (UE) is the minimum requirement for getting into a New Zealand university. Many universities and other tertiary providers have further programme entry requirements so you will need to check with them as well.

To gain University Entrance you will need:

NCEA Level 3

Three subjects at Level 3 made up of:

- 14 credits each, in three UE approved subjects

Literacy – 10 credits at Level 2 or above, made up of:

- 5 credits in L2 reading
- 5 credits in L2 writing

Numeracy – 10 credits at Level 1 or above.

Go to [NZQA University Entrance Information](#) for further information.

Opportunities Available Upon Completion of Study

New Zealand has a number of universities and other Tertiary Institutes available for students to access after they have completed their study at Rutherford College.

Some Tertiary options in the Auckland area include:

- [University of Auckland](#)
- [Auckland University of Technology](#)
- [Massey University](#)
- [Unitec Institute of Technology](#)
- [Manukau Institute of Technology](#)


GOT A PROBLEM? LET'S GET IT SORTED

If something is making you unhappy talk with your agent/family and a member of the International Department below to help solve the problem. You can also ask a friend or other person to support you.

Mrs Fiona Bridges
Director, International Students



Ms Lindy Cumming
International Student Dean



Ms Rachael Mitchell
International Student Administrator



These people are available to help and support you in these areas.

Problems with
homestay or
caregiver

Problems with
schoolwork /
assessments

Problems
with other
students

Problems
with fees,
insurance etc

Liz Whelan
(Director of LPSH)



Lindy Cumming
(IS Dean)



Michelle Parkinson
(Counsellor)



Rachael Mitchell
(IS Administrator)



If you are still not happy and your problem has not been resolved, talk to Mrs Bridges, the International Student Director



Not happy with the outcome? Ask a trusted staff member or your agent / caregiver to help you approach the principal (Mr Moore) or Board of Trustees

If you are not satisfied by the outcome of our complaints process, you may notify the New Zealand Qualifications Authority (NZQA). Please refer to the NZQA website (www2.nzqa.govt.nz/about-us/contact-us/complaint/education-provider/other-organisations/) for more information on their role and process. You may also be able to take your complaint to Study Complains (www.studycomplains.org.nz) – a dispute resolution provider specialising in supporting international students in resolving disputes with their schools. This is a free service for international school learners.

Pōwhiri

A pōwhiri is a Māori welcoming ceremony, involving whaikōrero (formal speech) , waiata (singing), kai (food) and Karanga - the welcoming call.

Firstly, manuhiri (visitors/guests) gather at the gateway (entrance) of the marae. They will hear a karanga (call) from the hosts and will have someone responding to the call.

Manuhiri (visitors) may proceed onto the marae once the tangata whenua (local people/hosts) have called you in.

The hosts will perform a chant to welcome the manuhiri (visitors). The speakers of the tangata whenua or host will speak first. Once they have completed their whaikōrero they will support this with a waiata and/or haka. The manuhiri (visitors) will speak next and perform a waiata.

When a haka is performed it is a challenge to the visitors, which should be taken as a sign of respect.

Once all the speakers from the manuhiri have finished, the tangata whenua will invite the manuhiri to come and hongī (pressing of noses).

Kia ora (hello, cheers, good luck, best wishes)



Haka



**Te Kōtuku
Marae at
Rutherford
College**



Hongī

Rutherford College Haka

| | English Translation |
|-----------------------------------|--|
| Kai waho hoki mai | Through out to the front |
| Ko enei matau nga uri o Te Kotuku | Here we are the people of Rutherford College |
| Ko te Kotuku te whanake iho nei | Rutherford college standing strong |
| Tuki Tuki kau ana | Striving for greatness |
| Tuki tuki kau ana | Striving for greatness |
| Taku ngakau titoki | With the strongest heart |
| Taki ngakau kotuku | The heart of the Kotuku bird |
| He parekareka nga mahi | Towards the work of greatness |
| Titiro ki to uri | Glance at our people |
| E tau nei | Standing forever |
| Ko matau | Here we are |
| Ko matau | Here we are |
| Ka tiki nga kete o te wananga | Gathering the baskets of Knowledge |
| E rere ki runga | Striving high |
| E tipu e rea | Planting the seed of greatness |
| Kai woku rangatira | To all of our successors |
| Kai woku whakahei | To all of our great chiefs |
| O te kotuku | Of Rutherford College |
| No te kotuku | From Rutherford College |
| Ka tu whakaiti | We stand in Humility |
| Ka tu whakaiho | We stand with pride and honour |
| Kotuku ki te rangi | Rutherford Strong |
| Tohea, Tohea | Striving for personal excellence |
| Ana na hi! | Forever strong |

Kōtuku e Lyrics

(Underlined and bold words sung once by the leader and then the whole group sings the complete line)

Kōtuku e (Leader)

Kōtuku e (All Females)

Kōtuku e (ALL)

Karanga mai rā ki ngā iwi e

Kua eke mai nei ki runga te marae e

Mauria mai rā e ngā mate o te motu e

Me ngā tini roimata e maringi whānui e

Titiro e ngā iwi

Titiro e ngā iwi ki ngā mahi o te motu e hora ake nei e

Rū ana te whenua whatiwhati te moana

Auē te aroha te mamae i ahau e

E hoki ana whakamuri ki ngā kupu o ngā tau e

Me huri noa ake ki te matua runga rawa e

Titiro e ngā iwi

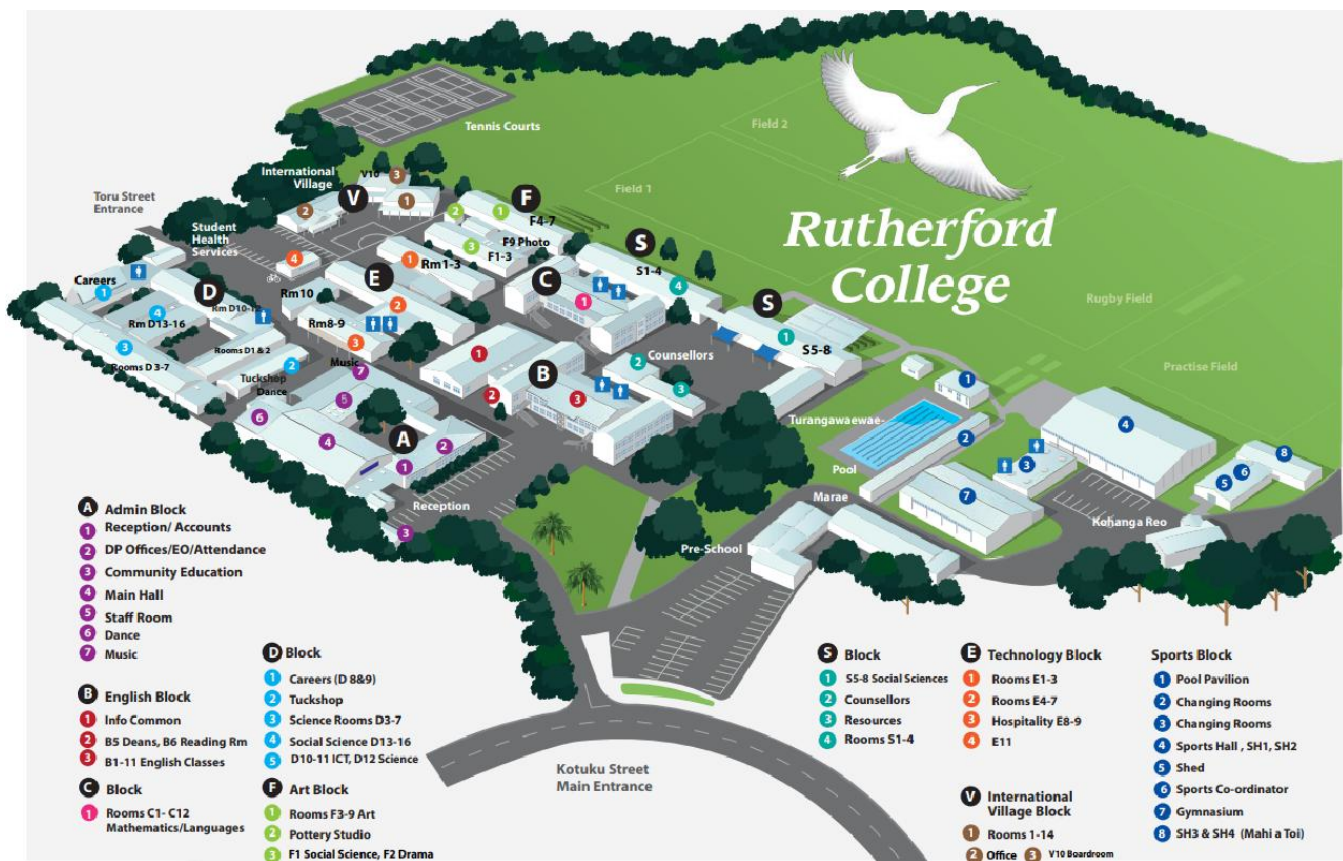
Ki ngā mahi o te motu e hora ake nei e

Rū ana te whenua whatiwhati te moana

Auē te aroha te mamae i ahau e

Auē te aroha te mamae i ahau e (Females hold 'e')

Males = (Rū ana te whenua whatiwhati HI!!)



Evacuation Assembly Point - Fields

